

AUTO EXPRESS 56



"AREMITI 5"

YARD NO: 266

DESTINATION: TAHITI

DELIVERED: MARCH 2004

CLIENT: AREMITI CRUISE

PRINCIPAL DIMENSIONS

Length overall	56.0 metres
Length waterline	49.8 metres
Beam (moulded)	14.2 metres
Depth (moulded)	5.0 metres
Hull draft (approx.)	1.9 metres
Vehicle deck clear heights (all lanes)	2.6 metres

PAYLOAD AND CAPACITIES

Passengers	700
Vehicles	30 cars
Maximum deadweight	122 tonnes
Maximum axle loads	All lanes (dual axle) 2.0 tonnes
Crew	10
Fuel	23,800 litres

PROPULSION


Main engines	4 x MTU 16V 4000 M70 4 x 2,320kW @ 2,000rpm
Gearboxes	4 x Reintjes VJ 930
Waterjets	4 x KaMeWa 71 S11

PERFORMANCE

Speed (90 t DWT, 90% MCR)	34.8 knots
Fuel consumption (approx.) @ 90% MCR	1.75 tonnes/hour

CLASSIFICATION


Germanischer Lloyd
 † 100A5 HSC Passenger - B OC3, Highspeed Passenger/ Ro.Ro Type, MC, AUT



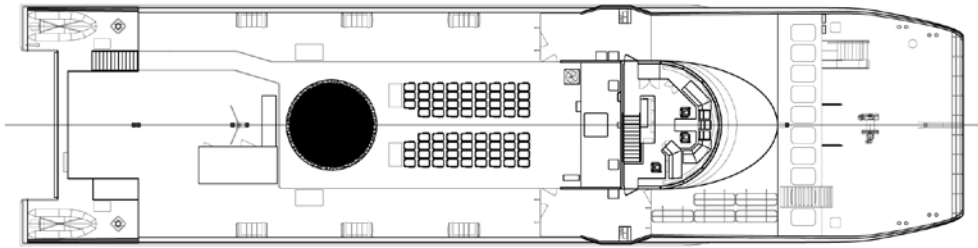
AUTO EXPRESS 56

Vessel type: 56m High Speed Vehicle-Passenger Catamaran

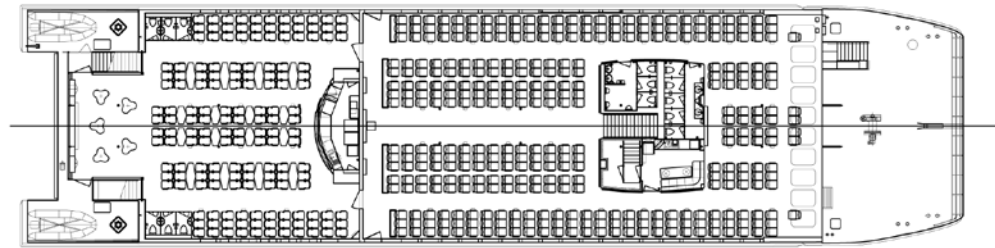
PROFILE



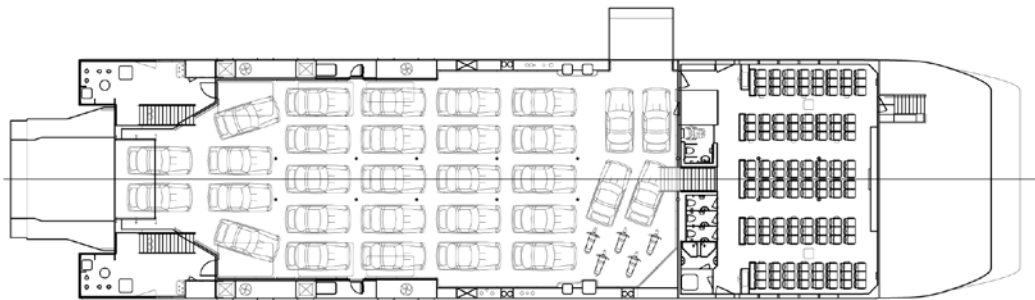
BRIDGE DECK



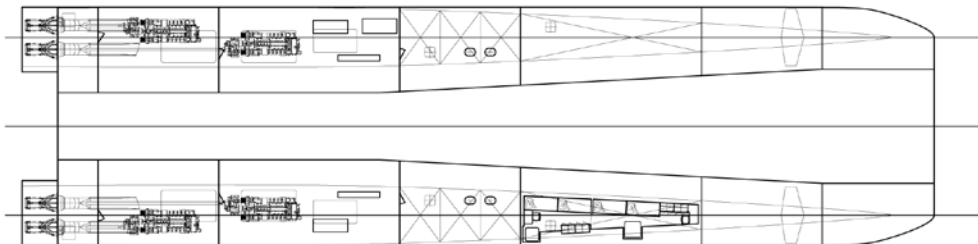
UPPER DECK



MAIN DECK



HULLS



"AREMITI 5"

YARD NO: 266

DESTINATION: TAHITI

DELIVERED: MARCH 2004

CLIENT: AREMITI CRUISE