

PASSENGER EXPRESS 50



PRINCIPAL DIMENSIONS

Length overall	49.90 metres
Length (waterline)	46.80 metres
Beam (moulded)	13.3 metres
Hull depth (moulded)	4.3 metres
Hull draft	1.8 metres

PAYLOAD AND CAPACITIES

Passengers	552
Main deck seating	388
Upper deck seating	164
Crew	10
Maximum deadweight	67.50 tonnes
Fuel	20,000 litres

PROPULSION


Main engines	4 x MTU 16V4000M63L (IMO Tier II)
Gearboxes	4 x ZF
Waterjets	4 x Rolls Royce KaMeWa 71S4

PERFORMANCE

Speed	39.0 knots @ 90% MCR
-------	----------------------

CLASSIFICATION

Society	DNV GL
Class Notation	✱ 1A HSLC R2 Passenger E0 HSC Category B
Flag State	Republic of Taiwan



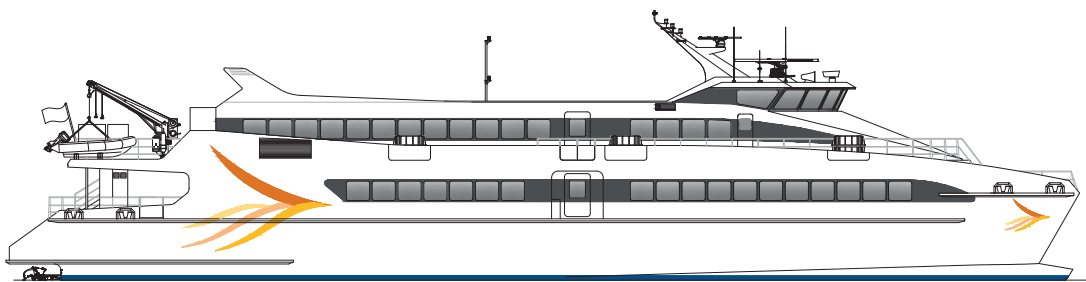
YARD NO.: 980-681

DESTINATION: REPUBLIC OF TAIWAN

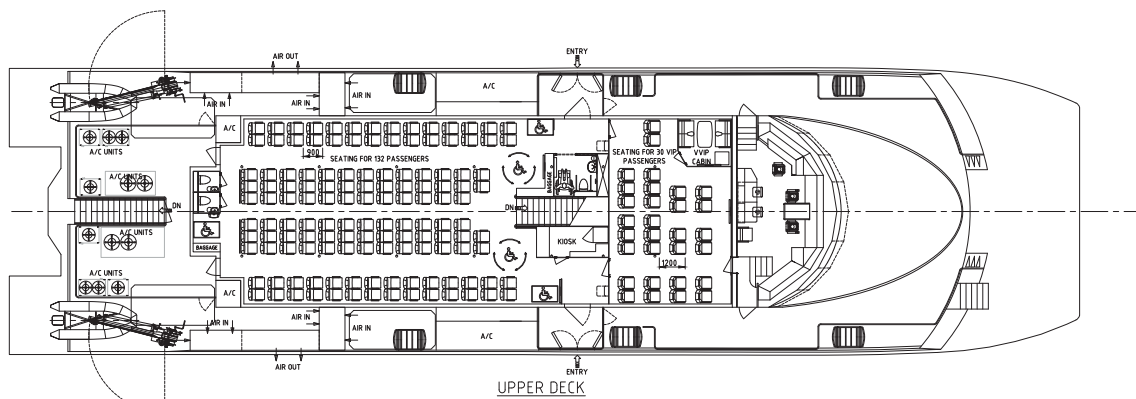

DELIVERY: 01 2019

CLIENT: BRAVE LINE/WISDOM MARINE GROUP

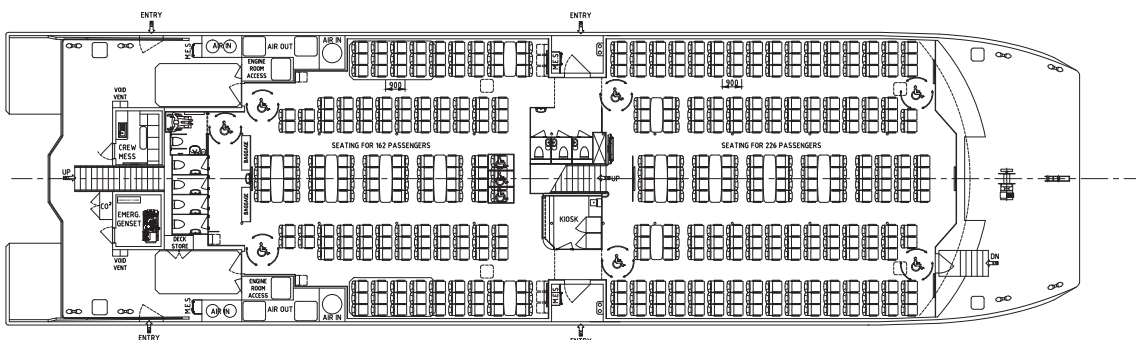
PASSENGER EXPRESS 50



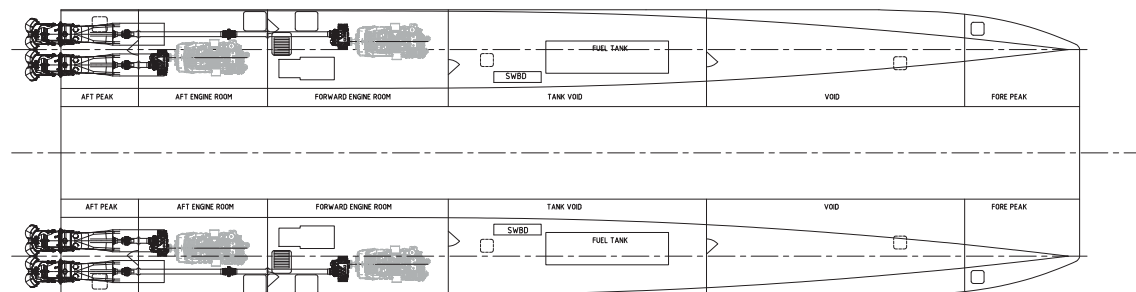
PROFILE



UPPER DECK



MAIN DECK



HULLS

YARD NO.: 890-681

DESTINATION: REPUBLIC OF TAIWAN

DELIVERY: Q1 2019

CLIENT: BRAVE LINE/WISDOM MARINE GROUP



100 Clarence Beach Road
Henderson
Western Australia 6166

Tel +61 8 9410 1111
Fax +61 8 9410 2564
sales@austal.com
austal.com